
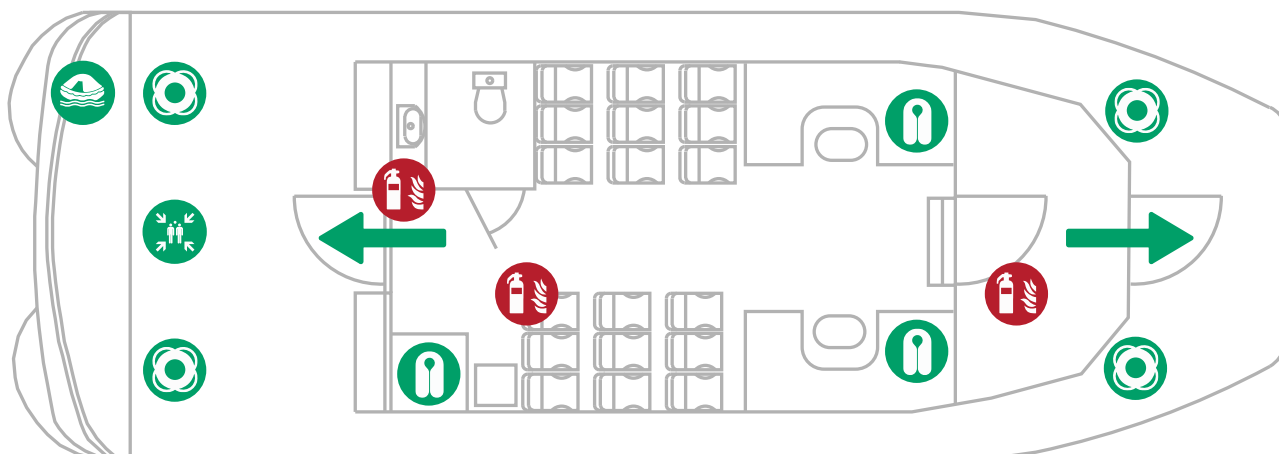


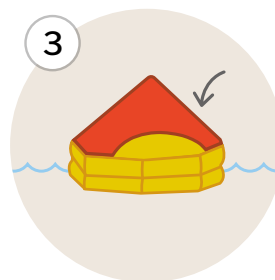
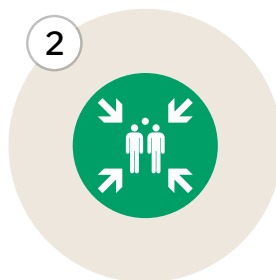
SÄKERHET OMBORD

M/F FYRSKÄR



Vid nödläge

1. Lyssna till instruktionerna som ropas ut i högtalarna.
2. Ta dig till samlingsplatsen och tag på flytväst.
3. Borda livflotten enligt besättningens instruktioner.



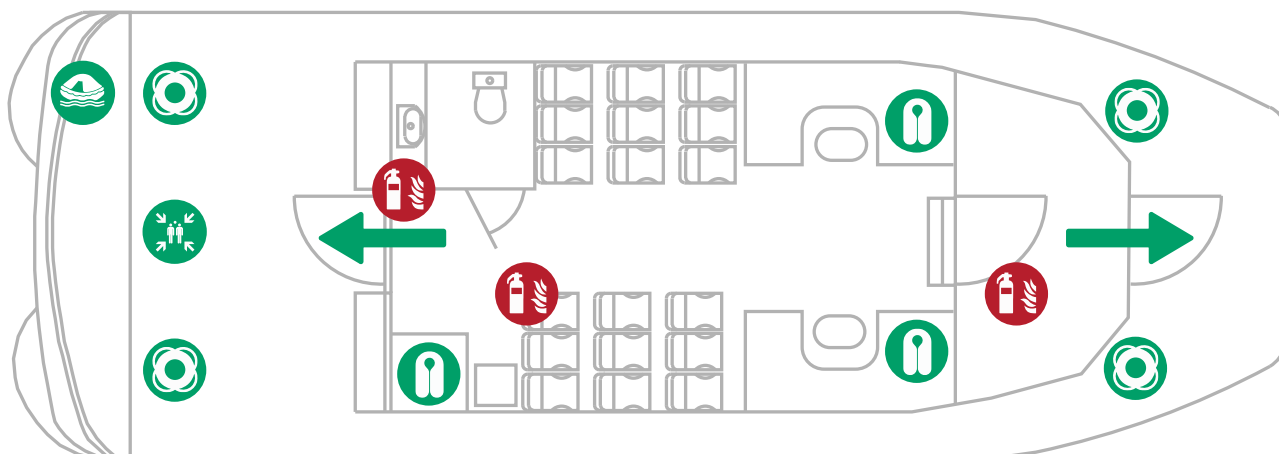
Ta på flytväst

1. För västen över huvudet.
2. Dra remmen runt dig och skjut ihop spännena framtill.
3. Spänn bältet ordentligt genom att dra i den lösa remmen och fäst kardborrebandet under hakan.



SAFETY ON BOARD

M/F FYRSKÄR



Emergency exit



Muster station



Life jacket



Life raft



Lifeboust



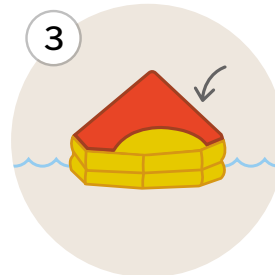
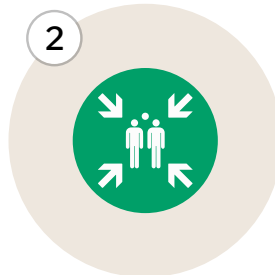
Fire extinguisher



No smoking on the vessel

In case of emergency

1. Follow the instructions of the crew.
2. Go to the muster station and put on a life jacket.
3. Board the life raft according to the crew's instructions.



Put on the life jacket

1. Pull the jacket over your head.
2. Wrap the strap around you and click the buckles together at the front.
3. Tighten the belt properly by pulling on the waist strap and attaching the Velcro strap under your chin.

